



深圳市宏业兴电子有限公司
SHENZHEN HONGYEX ELECTRONICS CO.,LTD

Multilayer Chip Inductors

積層式晶片電感

MULTILAYER CHIP INDUCTORS

積層式晶片電感

EBLS series 系列

INTRODUCTION 產品介紹

Multilayer chip inductors use magnetic material and multilayer technology in producing revolutionary inductors which do not use any wire windings. Ferrite paste and electric conductor paste are alternately layered and sintered into a completely monolithic structure to form an inductor with a perfectly closed magnetic circuit and an excellent magnetic shield.

積層式晶片電感在製造上使用磁性材質和積層的技術，沒有任何線圈纏繞，而是以氧化鐵調料及內電極銀漿一層一層印刷再燒結生成的積層式晶片電感，有完美的密閉式磁場迴路及優良的磁性保護，形成完整的單石結構。

FEATURES 特色

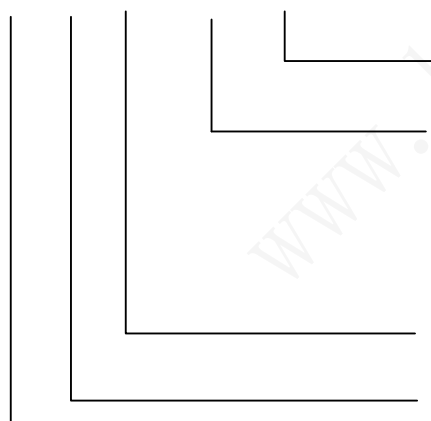
1. Monolithic structure for high reliability.
單石結構確保高信賴性
2. No cross coupling between inductors due to magnetic shield and is suitable for high density printed circuit boards.
經由磁性保護，電感間無交互耦合現象，適合高密度之印刷電路板。
3. Dimensions are unified for automatic mounting.
尺寸統一適合自動化表面黏著。
4. Excellent solderability and high heat resistance for either flow or reflow soldering.
優良的焊錫性及耐熱性，適合 flow 及 reflow 兩種鉚錫方式。

APPLICATION 適用產品

1. Tablet, notebook, and desktop computers and peripheral equipments. 平板、筆記型、桌上型電腦及其週邊設備。
2. Mobile phone, Smart phone. 行動電話、智慧手機。
3. Other various electronic appliances. 其他各式電子產品。

PART NUMBER SYSTEM 編碼系統

EBL S 1608 47N K



Inductance tolerance 電感值公差

G--±2% J--±5% K--±10% M--±20%

Inductance value code. 電感值

Expressed in nH or μH 以 nH 或 μH 表示

1μH=1000nH

Example: 例如

47N----- 47 nH

R15----- 0.15 μH

1R0----- 1.0 μH

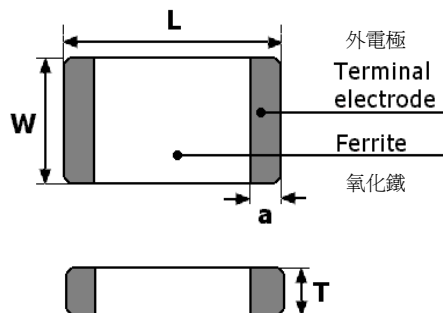
Size code 尺寸碼

Dimensions L×W 尺寸 長×寬 1608 1.6×0.8(mm)

Lead Free -無鉛

Product series code 產品系列碼

SHAPES AND DIMENSIONS 形狀和尺寸



SHAPE 尺寸	L 長 mm	W 寬 mm	T 厚 mm	a 銀寬 mm
1608(0603)	1.6±0.15	0.8±0.15	0.8±0.15	0.2~0.6
2012(0805)	2.0±0.2	1.25±0.2	*	0.2~0.8
3216(1206)	3.2±0.2	1.6±0.2	*	0.4~1.0
3225(1210)	3.2±0.2	2.5±0.2	*	0.6~1.0
4532(1812)	4.5±0.2	3.2±0.2	*	0.6~1.0

*Please refer to the detailed figures shown in the EBL2012 / 3216 / 3225 / 4532 series tables

厚度請參考 EBL2012 / 3216 / 3225 / 4532 系列特性表

* HongyeX reserves the rights for revising the content of this catalog without further notification.

宏業興保留更改此目錄中任何內容之權利，而不再另行通知。

MULTILAYER CHIP INDUCTORS 積層式晶片電感

EBLS series 系列

Electrical characteristics 電氣特性
Shape(尺寸):1608(0603)



Part Number 產品料號	Inductance 感值 (H) Tolerance 公差	Q Min 品質 係數	Test Frequency (MHz) 測試頻率	Self-resonant Frequency (MHz)Min 共振頻率	DC Resistance (Ω)Max 直流電阻	Rated Current (mA)Max 額定電流	Thickness (mm) 厚度
EBLS1608-47NM	0.047±20%	10	50	260	0.30	50	0.8±0.15
EBLS1608-68NM	0.068±20%	10	50	250	0.30	50	0.8±0.15
EBLS1608-82NM	0.082±20%	10	50	245	0.30	50	0.8±0.15
EBLS1608-R10K,M	0.10±10%, ±20%	15	25	240	0.50	50	0.8±0.15
EBLS1608-R12K,M	0.12±10%, ±20%	15	25	205	0.50	50	0.8±0.15
EBLS1608-R15K,M	0.15±10%, ±20%	15	25	180	0.60	50	0.8±0.15
EBLS1608-R18K,M	0.18±10%, ±20%	15	25	165	0.60	50	0.8±0.15
EBLS1608-R22K,M	0.22±10%, ±20%	15	25	150	0.80	50	0.8±0.15
EBLS1608-R27K,M	0.27±10%, ±20%	15	25	136	0.80	50	0.8±0.15
EBLS1608-R33K,M	0.33±10%, ±20%	15	25	125	0.85	35	0.8±0.15
EBLS1608-R39K,M	0.39±10%, ±20%	15	25	110	1.00	35	0.8±0.15
EBLS1608-R47K,M	0.47±10%, ±20%	15	25	105	1.35	35	0.8±0.15
EBLS1608-R56K,M	0.56±10%, ±20%	15	25	95	1.55	35	0.8±0.15
EBLS1608-R68K,M	0.68±10%, ±20%	15	25	90	1.70	35	0.8±0.15
EBLS1608-R82K,M	0.82±10%, ±20%	15	25	85	2.10	35	0.8±0.15
EBLS1608-1R0K,M	1.0±10%, ±20%	35	10	75	0.60	25	0.8±0.15
EBLS1608-1R2K,M	1.2±10%, ±20%	35	10	65	0.80	25	0.8±0.15
EBLS1608-1R5K,M	1.5±10%, ±20%	35	10	60	0.80	25	0.8±0.15
EBLS1608-1R8K,M	1.8±10%, ±20%	35	10	55	0.95	25	0.8±0.15
EBLS1608-2R2K,M	2.2±10%, ±20%	35	10	50	1.15	15	0.8±0.15
EBLS1608-2R7K,M	2.7±10%, ±20%	35	10	45	1.35	15	0.8±0.15
EBLS1608-3R3K,M	3.3±10%, ±20%	35	10	40	1.55	15	0.8±0.15
EBLS1608-3R9K,M	3.9±10%, ±20%	35	10	35	1.70	15	0.8±0.15
EBLS1608-4R7K,M	4.7±10%, ±20%	35	10	33	2.10	15	0.8±0.15
EBLS1608-5R6K,M	5.6±10%, ±20%	35	4	22	1.55	5	0.8±0.15
EBLS1608-6R8K,M	6.8±10%, ±20%	35	4	20	1.70	5	0.8±0.15
EBLS1608-8R2K,M	8.2±10%, ±20%	35	4	18	2.10	5	0.8±0.15
EBLS1608-100K,M	10±10%, ±20%	30	2	17	1.85	3	0.8±0.15
EBLS1608-120K,M	12±10%, ±20%	30	2	15	2.10	3	0.8±0.15
EBLS1608-150K,M	15±10%, ±20%	20	1	14	1.70	1	0.8±0.15

* TEST EQUIPMENT: E4991A IMPEDANCE ANALYZER 量測儀器 : E4991A 阻抗分析儀

* HongyeX reserves the rights for revising the content of this catalog without further notification.
宏业兴保留更改此目錄中任何內容之權利，而不再另行通知。

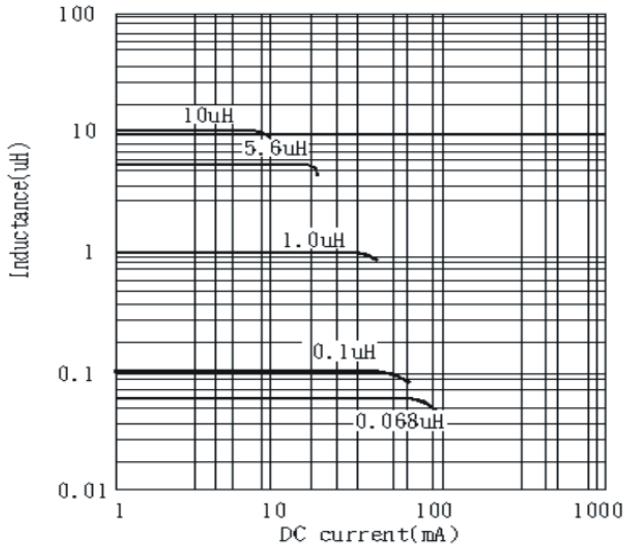
MULTILAYER CHIP INDUCTORS 積層式晶片電感

EBLS series 系列

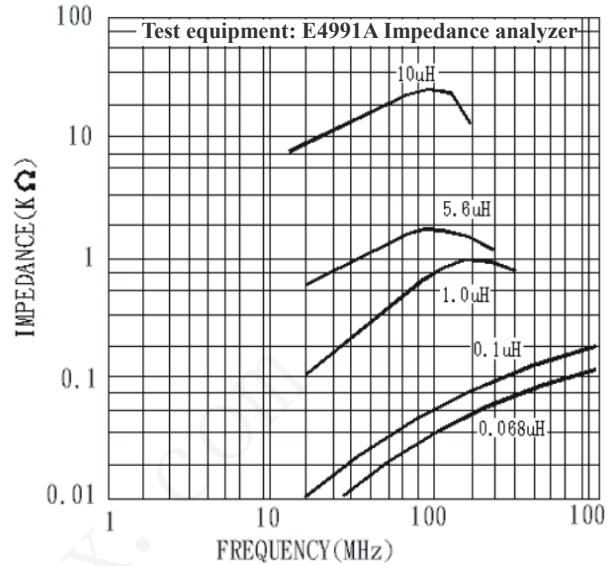
EBLS1608(0603) TYPE 型號

TYPICAL ELECTRICAL CHARACTERISTICS 典型之電氣特性

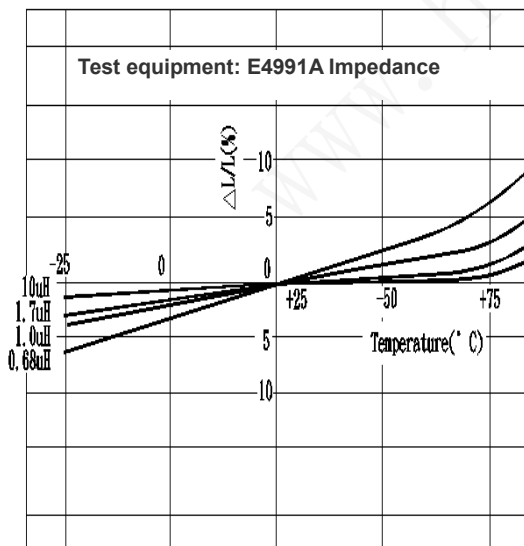
INDUCTANCE vs. DC SUPERPOSITION



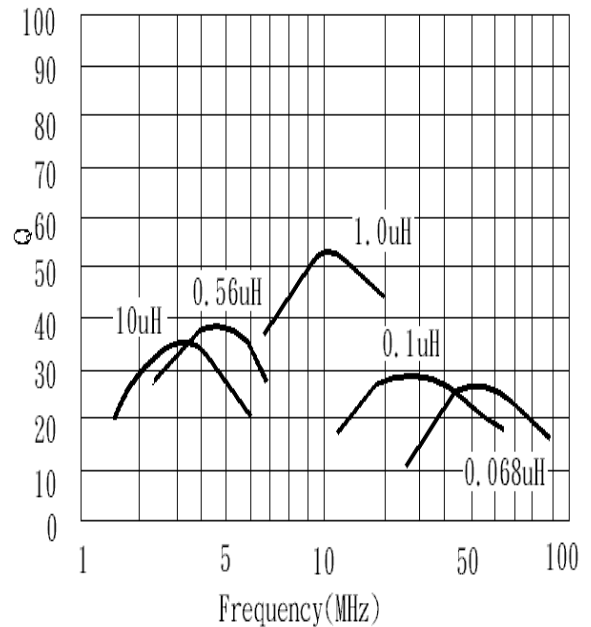
IMPEDANCE vs. FREQUENCY



INDUCTANCE vs. TEMPERATURE



Q vs. FREQUENCY



* HongyeX reserves the rights for revising the content of this catalog without further notification.
宏业兴保留更改此目錄中任何內容之權利，而不再另行通知。

MULTILAYER CHIP INDUCTORS 積層式晶片電感

EBLS series 系列

Electrical characteristics 電氣特性



Shape(尺寸): 2012(0805)

Part Number 產品料號	Inductance 感值 (H) Tolerance 公差	Q Min 品質 係數	Test Frequency (MHz) 測試頻率	Self-resonant Frequency (MHz)Min 共振頻率	DC Resistance (Ω)Max 直流電阻	Rated Current (mA)Max 額定電流	Thickness (mm) 厚度
EBLS2012-47NM	0.047±20%	15	50	320	0.20	300	0.85±0.2
EBLS2012-68NM	0.068±20%	15	50	280	0.20	300	0.85±0.2
EBLS2012-82NM	0.082±20%	15	50	255	0.20	300	0.85±0.2
EBLS2012-R10K,M	0.10±10%, ±20%	20	25	235	0.30	250	0.85±0.2
EBLS2012-R12K,M	0.12±10%, ±20%	20	25	220	0.30	250	0.85±0.2
EBLS2012-R15K,M	0.15±10%, ±20%	20	25	200	0.40	250	0.85±0.2
EBLS2012-R18K,M	0.18±10%, ±20%	20	25	185	0.40	250	0.85±0.2
EBLS2012-R22K,M	0.22±10%, ±20%	20	25	170	0.50	250	0.85±0.2
EBLS2012-R27K,M	0.27±10%, ±20%	20	25	150	0.50	250	0.85±0.2
EBLS2012-R33K,M	0.33±10%, ±20%	20	25	145	0.55	250	0.85±0.2
EBLS2012-R39K,M	0.39±10%, ±20%	25	25	135	0.65	200	0.85±0.2
EBLS2012-R47K,M	0.47±10%, ±20%	25	25	125	0.65	200	0.85±0.2
EBLS2012-R56K,M	0.56±10%, ±20%	25	25	115	0.75	150	0.85±0.2
EBLS2012-R68K,M	0.68±10%, ±20%	25	25	105	0.80	150	0.85±0.2
EBLS2012-R82K,M	0.82±10%, ±20%	25	25	100	1.00	150	0.85±0.2
EBLS2012-1R0K,M	1.0±10%, ±20%	45	10	75	0.40	50	0.85±0.2
EBLS2012-1R2K,M	1.2±10%, ±20%	45	10	65	0.50	50	0.85±0.2
EBLS2012-1R5K,M	1.5±10%, ±20%	45	10	60	0.50	50	0.85±0.2
EBLS2012-1R8K,M	1.8±10%, ±20%	45	10	55	0.60	50	0.85±0.2
EBLS2012-2R2K,M	2.2±10%, ±20%	45	10	50	0.65	30	0.85±0.2
EBLS2012-2R7K,M	2.7±10%, ±20%	45	10	45	0.75	30	1.25±0.2
EBLS2012-3R3K,M	3.3±10%, ±20%	45	10	41	0.80	30	1.25±0.2
EBLS2012-3R9K,M	3.9±10%, ±20%	45	10	38	0.90	30	1.25±0.2
EBLS2012-4R7K,M	4.7±10%, ±20%	45	10	35	1.00	30	1.25±0.2
EBLS2012-5R6K,M	5.6±10%, ±20%	50	4	32	0.90	15	1.25±0.2
EBLS2012-6R8K,M	6.8±10%, ±20%	50	4	29	1.00	15	1.25±0.2
EBLS2012-8R2K,M	8.2±10%, ±20%	50	4	26	1.10	15	1.25±0.2
EBLS2012-100K,M	10±10%, ±20%	50	2	24	1.15	15	1.25±0.2
EBLS2012-120K,M	12±10%, ±20%	50	2	22	1.25	15	1.25±0.2
EBLS2012-150K,M	15±10%, ±20%	30	1	19	0.80	5	1.25±0.2
EBLS2012-180K,M	18±10%, ±20%	30	1	18	0.90	5	1.25±0.2
EBLS2012-220K,M	22±10%, ±20%	30	1	16	1.10	5	1.25±0.2
EBLS2012-270K,M	27±10%, ±20%	30	1	14	1.15	5	1.25±0.2
EBLS2012-330K,M	33±10%, ±20%	30	1	13	1.25	5	1.25±0.2
EBLS2012-390K,M	39±10%, ±20%	35	1	8	2.90	4	1.25±0.2

* TEST EQUIPMENT: E4991A IMPEDANCE ANALYZER 量測儀器：E4991A 阻抗分析儀

* HongyeX reserves the rights for revising the content of this catalog without further notification.
宏業興保留更改此目錄中任何內容之權利，而不再另行通知。

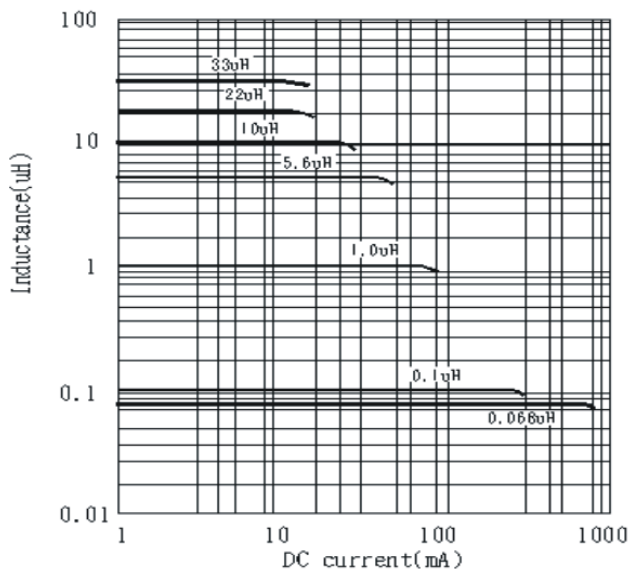
MULTILAYER CHIP INDUCTORS 積層式晶片電感

EBLS series 系列

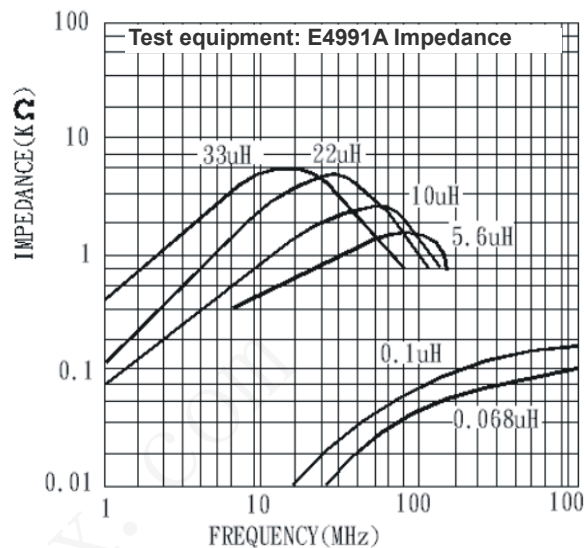
EBLS2012(0805) TYPE 型號

TYPICAL ELECTRICAL CHARACTERISTICS 典型之電氣特性

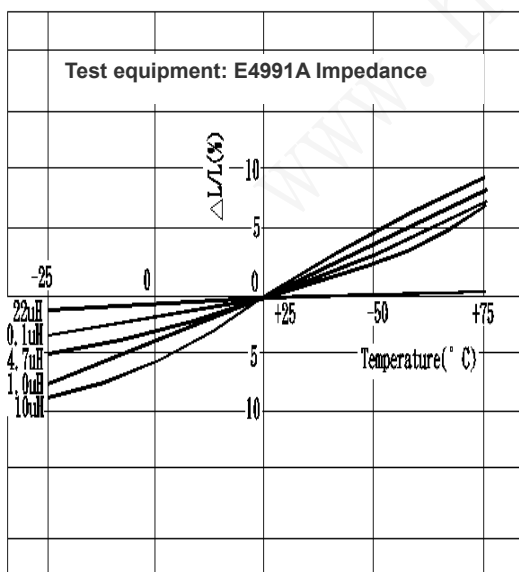
INDUCTANCE vs. DC SUPERPOSITION



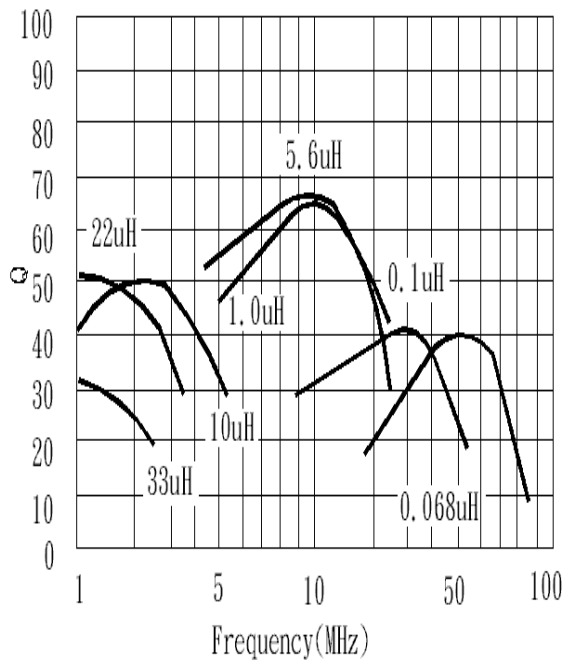
IMPEDANCE vs. FREQUENCY



INDUCTANCE vs. TEMPERATURE



Q vs. FREQUENCY



* HongyeX reserves the rights for revising the content of this catalog without further notification.

宏业兴保留更改此目錄中任何內容之權利，而不再另行通知。

MULTILAYER CHIP INDUCTORS 積層式晶片電感

EBLS series 系列

Electrical characteristics 電氣特性

Shape(尺寸):3216(1206)



Part Number 產品料號	Inductance 感值 (H) Tolerance 公差	Q Min 品質 係數	Test Frequency (MHz) 測試頻率	Self-resonant Frequency (MHz)Min 共振頻率	DC Resistance (Ω)Max 直流電阻	Rated Current (mA)Max 額定電流	Thickness (mm) 厚度
EBLS3216-47NM	0.047±20%	20	50	320	0.15	300	1.1±0.3
EBLS3216-68NM	0.068±20%	20	50	280	0.25	300	1.1±0.3
EBLS3216-82NM	0.082±20%	20	50	255	0.25	300	1.1±0.3
EBLS3216-R10K,M	0.10±10%, ±20%	20	25	235	0.25	250	1.1±0.3
EBLS3216-R12K,M	0.12±10%, ±20%	20	25	220	0.30	250	1.1±0.3
EBLS3216-R15K,M	0.15±10%, ±20%	20	25	200	0.30	250	1.1±0.3
EBLS3216-R18K,M	0.18±10%, ±20%	20	25	185	0.40	250	1.1±0.3
EBLS3216-R22K,M	0.22±10%, ±20%	20	25	170	0.40	250	1.1±0.3
EBLS3216-R27K,M	0.27±10%, ±20%	20	25	150	0.50	250	1.1±0.3
EBLS3216-R33K,M	0.33±10%, ±20%	20	25	145	0.60	250	1.1±0.3
EBLS3216-R39K,M	0.39±10%, ±20%	25	25	135	0.50	250	1.1±0.3
EBLS3216-R47K,M	0.47±10%, ±20%	25	25	125	0.60	200	1.1±0.3
EBLS3216-R56K,M	0.56±10%, ±20%	25	25	115	0.70	200	1.1±0.3
EBLS3216-R68K,M	0.68±10%, ±20%	25	25	105	0.80	150	1.1±0.3
EBLS3216-R82K,M	0.82±10%, ±20%	25	25	100	0.90	150	1.1±0.3
EBLS3216-1R0K,M	1.0±10%, ±20%	45	10	75	0.40	100	1.1±0.3
EBLS3216-1R2K,M	1.2±10%, ±20%	45	10	65	0.50	100	1.1±0.3
EBLS3216-1R5K,M	1.5±10%, ±20%	45	10	60	0.50	50	1.1±0.3
EBLS3216-1R8K,M	1.8±10%, ±20%	45	10	55	0.50	50	1.1±0.3
EBLS3216-2R2K,M	2.2±10%, ±20%	45	10	50	0.60	50	1.1±0.3
EBLS3216-2R7K,M	2.7±10%, ±20%	45	10	45	0.60	50	1.1±0.3
EBLS3216-3R3K,M	3.3±10%, ±20%	45	10	41	0.70	50	1.1±0.3
EBLS3216-3R9K,M	3.9±10%, ±20%	45	10	38	0.80	50	1.1±0.3
EBLS3216-4R7K,M	4.7±10%, ±20%	45	10	35	0.90	50	1.1±0.3
EBLS3216-5R6K,M	5.6±10%, ±20%	50	4	32	0.70	25	1.1±0.3
EBLS3216-6R8K,M	6.8±10%, ±20%	50	4	29	0.80	25	1.1±0.3
EBLS3216-8R2K,M	8.2±10%, ±20%	50	4	26	0.90	25	1.1±0.3
EBLS3216-100K,M	10±10%, ±20%	50	2	24	1.00	25	1.1±0.3
EBLS3216-120K,M	12±10%, ±20%	50	2	22	1.05	15	1.1±0.3
EBLS3216-150K,M	15±10%, ±20%	35	1	19	0.70	5	1.1±0.3
EBLS3216-180K,M	18±10%, ±20%	35	1	18	0.70	5	1.1±0.3
EBLS3216-220K,M	22±10%, ±20%	35	1	16	0.90	5	1.1±0.3
EBLS3216-270K,M	27±10%, ±20%	35	1	14	0.90	5	1.1±0.3
EBLS3216-330K,M	33±10%, ±20%	35	1	13	1.05	5	1.1±0.3
EBLS3216-390K,M	39±10%, ±20%	40	2	11	3.00	10	1.6±0.3
EBLS3216-470K,M	47±10%, ±20%	40	2	10	3.40	10	1.6±0.3

* TEST EQUIPMENT: E4991A IMPEDANCE ANALYZER 量測儀器：E4991A 阻抗分析儀

* HongyeX reserves the rights for revising the content of this catalog without further notification.
宏业兴保留更改此目錄中任何內容之權利，而不再另行通知。

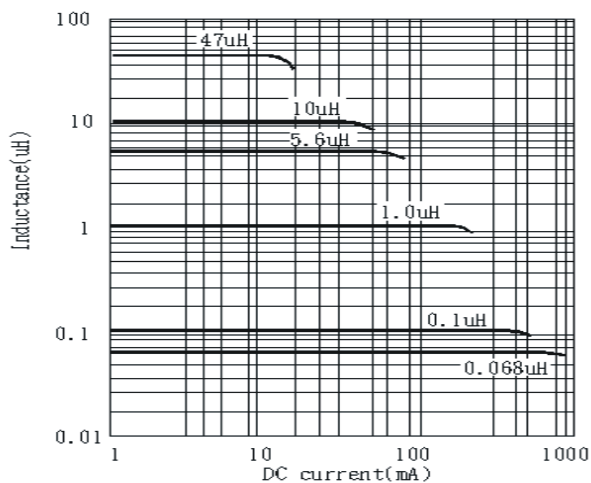
MULTILAYER CHIP INDUCTORS 積層式晶片電感

EBLS series 系列

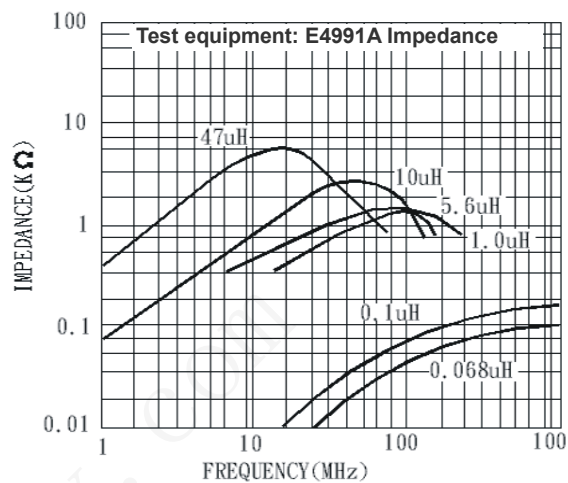
EBLS3216(1206) TYPE 型號

TYPICAL ELECTRICAL CHARACTERISTICS 典型之電氣特性

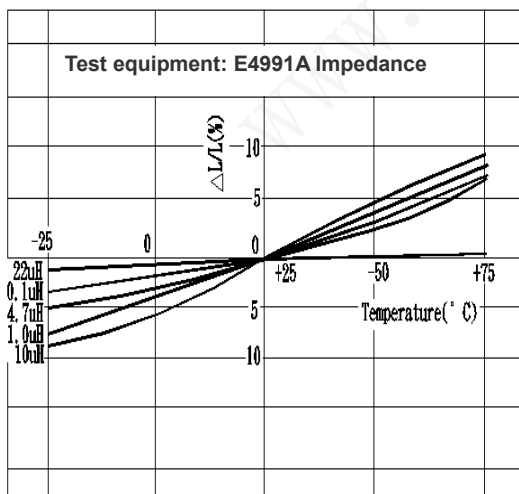
INDUCTANCE vs. DC SUPERPOSITION



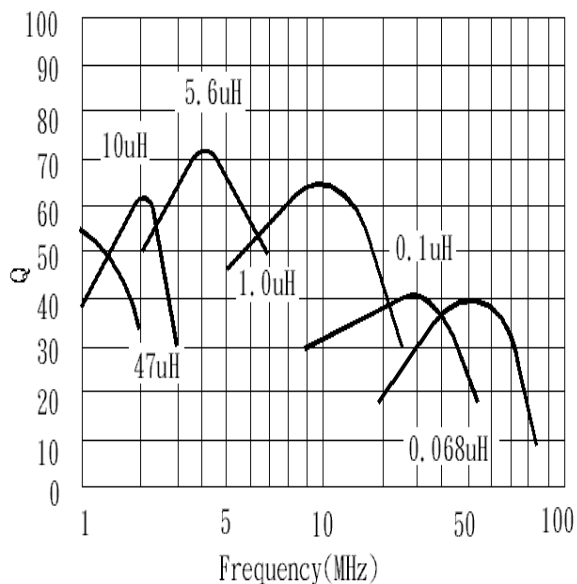
IMPEDANCE vs. FREQUENCY



INDUCTANCE vs. TEMPERATURE



Q vs. FREQUENCY



* HongyeX reserves the rights for revising the content of this catalog without further notification.
宏业兴保留更改此目錄中任何內容之權利，而不再另行通知。

MULTILAYER CHIP INDUCTORS 積層式晶片電感

EBLS series 系列

Electrical characteristics 電氣特性

Shape(尺寸):3225(1210)



Part Number 產品料號	Inductance 感值 (H) Tolerance 公差	Q Min 品質 係數	Test Frequency (MHz) 測試頻率	Self-resonant Frequency (MHz)Min 共振頻率	DC Resistance (Ω)Max 直流電阻	Rated Current (mA)Max 額定電流	Thickness (mm) 厚度
EBLS3225-R10K,M	0.10±10%, ±20%	20	25	235	0.25	250	1.3±0.3
EBLS3225-R12K,M	0.12±10%, ±20%	20	25	220	0.30	250	1.3±0.3
EBLS3225-R15K,M	0.15±10%, ±20%	20	25	200	0.30	250	1.3±0.3
EBLS3225-R18K,M	0.18±10%, ±20%	20	25	185	0.40	250	1.3±0.3
EBLS3225-R22K,M	0.22±10%, ±20%	20	25	170	0.40	250	1.3±0.3
EBLS3225-R27K,M	0.27±10%, ±20%	20	25	150	0.50	250	1.3±0.3
EBLS3225-R33K,M	0.33±10%, ±20%	20	25	145	0.60	250	1.3±0.3
EBLS3225-R39K,M	0.39±10%, ±20%	25	25	135	0.50	200	1.3±0.3
EBLS3225-R47K,M	0.47±10%, ±20%	25	25	125	0.60	200	1.3±0.3
EBLS3225-R56K,M	0.56±10%, ±20%	25	25	115	0.70	150	1.3±0.3
EBLS3225-R68K,M	0.68±10%, ±20%	25	25	105	0.80	150	1.3±0.3
EBLS3225-R82K,M	0.82±10%, ±20%	25	25	100	0.90	150	1.3±0.3
EBLS3225-1R0K,M	1.0±10%, ±20%	45	10	75	0.40	100	1.3±0.3
EBLS3225-1R2K,M	1.2±10%, ±20%	45	10	65	0.50	100	1.3±0.3
EBLS3225-1R5K,M	1.5±10%, ±20%	45	10	60	0.50	50	1.3±0.3
EBLS3225-1R8K,M	1.8±10%, ±20%	45	10	55	0.50	50	1.3±0.3
EBLS3225-2R2K,M	2.2±10%, ±20%	45	10	50	0.60	50	1.3±0.3
EBLS3225-2R7K,M	2.7±10%, ±20%	45	10	45	0.60	50	1.3±0.3
EBLS3225-3R3K,M	3.3±10%, ±20%	45	10	41	0.70	50	1.3±0.3
EBLS3225-3R9K,M	3.9±10%, ±20%	45	10	38	0.80	50	1.3±0.3
EBLS3225-4R7K,M	4.7±10%, ±20%	45	10	35	0.90	50	1.3±0.3
EBLS3225-5R6K,M	5.6±10%, ±20%	50	4	32	0.70	25	1.3±0.3
EBLS3225-6R8K,M	6.8±10%, ±20%	50	4	29	0.80	25	1.3±0.3
EBLS3225-8R2K,M	8.2±10%, ±20%	50	4	26	0.90	25	1.3±0.3
EBLS3225-100K,M	10±10%, ±20%	50	2	24	1.00	25	1.3±0.3
EBLS3225-120K,M	12±10%, ±20%	50	2	22	1.05	15	1.3±0.3
EBLS3225-150K,M	15±10%, ±20%	35	1	19	0.70	5	1.3±0.3
EBLS3225-180K,M	18±10%, ±20%	35	1	18	0.70	5	1.3±0.3
EBLS3225-220K,M	22±10%, ±20%	35	1	16	0.90	5	1.3±0.3
EBLS3225-270K,M	27±10%, ±20%	35	1	14	0.90	5	1.3±0.3
EBLS3225-330K,M	33±10%, ±20%	35	0.4	13	1.05	5	1.3±0.3
EBLS3225-390K,M	39±10%, ±20%	40	2	11	3.00	10	1.3±0.3
EBLS3225-470K,M	47±10%, ±20%	40	2	10	3.40	10	1.3±0.3
EBLS3225-560K,M	56±10%, ±20%	40	2	9.5	3.80	4	1.3±0.3
EBLS3225-680K,M	68±10%, ±20%	40	1	9.5	3.00	4	1.3±0.3
EBLS3225-820K,M	82±10%, ±20%	40	1	9	3.40	4	1.3±0.3
EBLS3225-101K,M	100±10%, ±20%	40	1	8	3.80	4	2.2±0.3
EBLS3225-121K,M	120±10%, ±20%	30	0.4	6	3.00	2	2.2±0.3

* TEST EQUIPMENT: E4991A IMPEDANCE ANALYZER 量測儀器 : E4991A 阻抗分析儀

* The product with Inductance under 0.82 H and over than 10 H needs minimum order

感值 0.82 H 以下及超過 10 H 以上的規格需要最低訂購量

* HongyeX reserves the rights for revising the content of this catalog without further notification.

宏业兴保留更改此目錄中任何內容之權利，而不再另行通知。

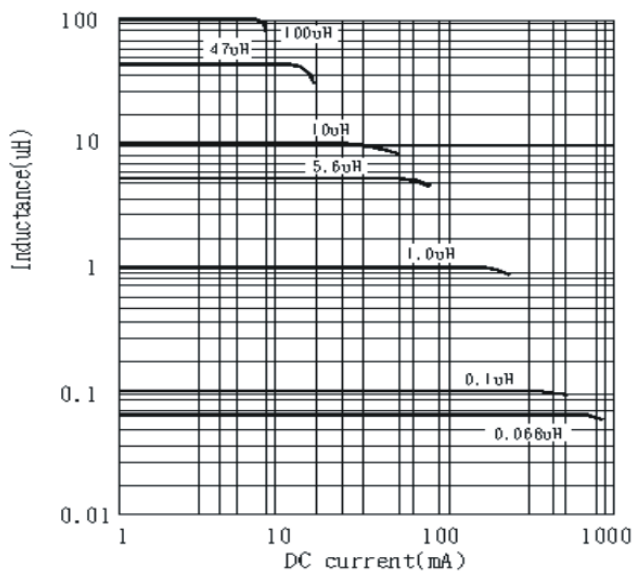
MULTILAYER CHIP INDUCTORS 積層式晶片電感

EBLS series 系列

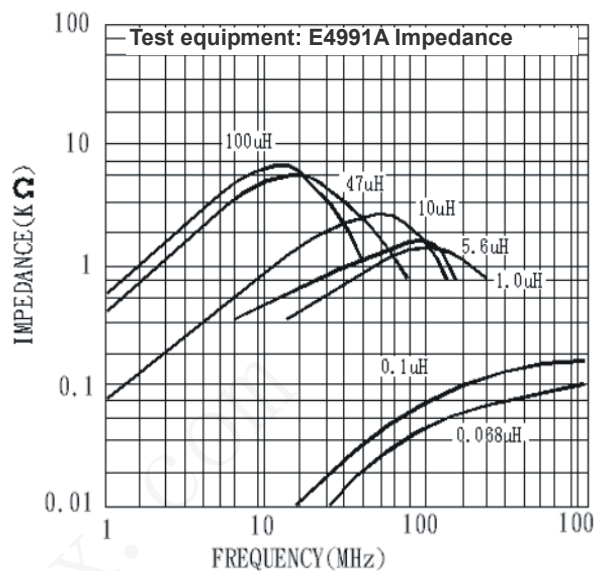
EBLS3225(1210) TYPE 型號

TYPICAL ELECTRICAL CHARACTERISTICS 典型之電氣特性

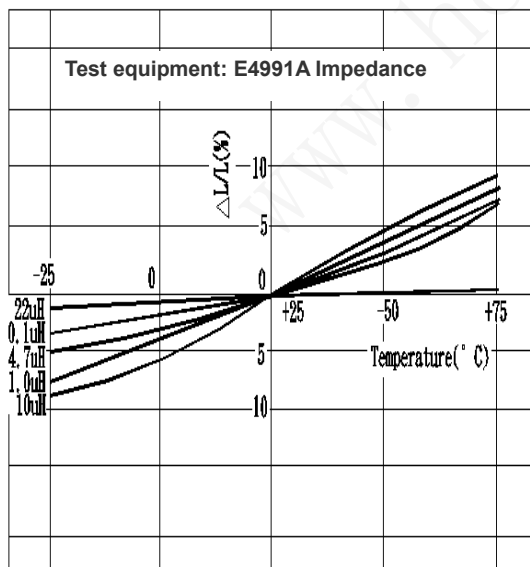
INDUCTANCE vs. DC SUPERPOSITION



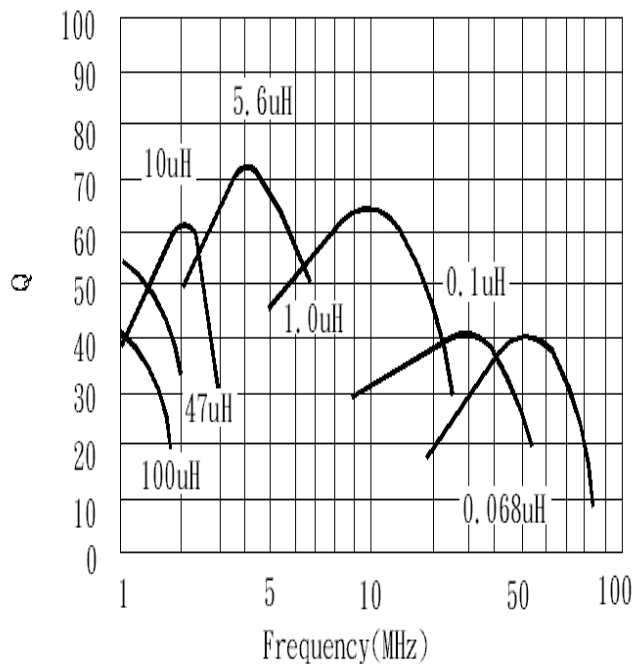
IMPEDANCE vs. FREQUENCY



INDUCTANCE vs. TEMPERATURE



Q vs. FREQUENCY




* HongyeX reserves the rights for revising the content of this catalog without further notification.
宏业兴保留更改此目錄中任何內容之權利，而不再另行通知。

MULTILAYER CHIP INDUCTORS 積層式晶片電感

EBLS series 系列

Electrical characteristics 電氣特性

Shape(尺寸): 4532(1812)



Part Number 產品料號	Inductance 感值 (H) Tolerance 公差	Q Min 品質 係數	Test Frequency (MHz) 測試頻率	Self-resonant DC Frequency (MHz)Min 共振頻率	Resistance DC (Ω)Max 直流電阻	Rated Current (mA)Max 額定電流	Thickness (mm) 厚度
EBLS4532-1R0 K,M	1.0±10%, ±20%	35	10	75	0.4	100	1.5±0.3
EBLS4532-1R2 K,M	1.2±10%, ±20%	35	10	65	0.5	100	1.5±0.3
EBLS4532-1R5 K,M	1.5±10%, ±20%	35	10	60	0.5	50	1.5±0.3
EBLS4532-1R8 K,M	1.8±10%, ±20%	35	10	55	0.5	50	1.5±0.3
EBLS4532-2R2 K,M	2.2±10%, ±20%	35	10	50	0.6	50	1.5±0.3
EBLS4532-2R7 K,M	2.7±10%, ±20%	35	10	45	0.6	50	1.5±0.3
EBLS4532-3R3 K,M	3.3±10%, ±20%	35	10	41	0.7	50	1.5±0.3
EBLS4532-3R9 K,M	3.9±10%, ±20%	35	10	38	0.8	50	1.5±0.3
EBLS4532-4R7 K,M	4.7±10%, ±20%	35	10	35	0.9	50	1.5±0.3
EBLS4532-5R6 K,M	5.6±10%, ±20%	40	4	32	0.7	25	1.5±0.3
EBLS4532-6R8 K,M	6.8±10%, ±20%	40	4	29	0.7	25	1.5±0.3
EBLS4532-8R2 K,M	8.2±10%, ±20%	40	4	26	0.9	25	1.5±0.3
EBLS4532-100 K,M	10±10%, ±20%	40	2	24	1.0	25	1.5±0.3
EBLS4532-120 K,M	12±10%, ±20%	40	2	22	1.05	15	1.5±0.3
EBLS4532-150 K,M	15±10%, ±20%	35	1	19	0.7	5	1.5±0.3
EBLS4532-180 K,M	18±10%, ±20%	35	1	18	0.7	5	1.5±0.3
EBLS4532-220 K,M	22±10%, ±20%	35	1	16	0.9	5	1.5±0.3
EBLS4532-270 K,M	27±10%, ±20%	35	1	14	0.9	5	1.5±0.3
EBLS4532-330 K,M	33±10%, ±20%	35	0.4	13	1.05	5	1.5±0.3
EBLS4532-390 K,M	39±10%, ±20%	40	2	11	3.0	10	1.5±0.3
EBLS4532-470 K,M	47±10%, ±20%	40	2	10	3.4	10	1.5±0.3
EBLS4532-560 K,M	56±10%, ±20%	40	2	9.5	3.8	5	1.5±0.3
EBLS4532-680 K,M	68±10%, ±20%	40	1	9.5	3.0	5	1.5±0.3
EBLS4532-820 K,M	82±10%, ±20%	40	1	9	3.4	5	1.5±0.3
EBLS4532-101 K,M	100±10%, ±20%	40	1	8	3.8	5	1.5±0.3
EBLS4532-121 K,M	120±10%, ±20%	30	0.4	6	3.0	3	1.5±0.3
EBLS4532-151 K,M	150±10%, ±20%	30	0.4	5.5	3.4	3	2.2±0.3
EBLS4532-181 K,M	180±10%, ±20%	30	0.4	5	3.8	3	2.2±0.3
EBLS4532-221 K,M	220±10%, ±20%	30	0.4	4.5	4.2	3	2.2±0.3

* TEST EQUIPMENT: E4991A IMPEDANCE ANALYZER 量測儀器 :E4991A 阻抗分析儀

* The product with Inductance under 0.82 H and over than 10 H needs minimum order

感值 0.82 H 以下及超過 10 H 以上的規格需要最低訂購量

* HongyeX reserves the rights for revising the content of this catalog without further notification.
宏业兴保留更改此目錄中任何內容之權利，而不再另行通知。

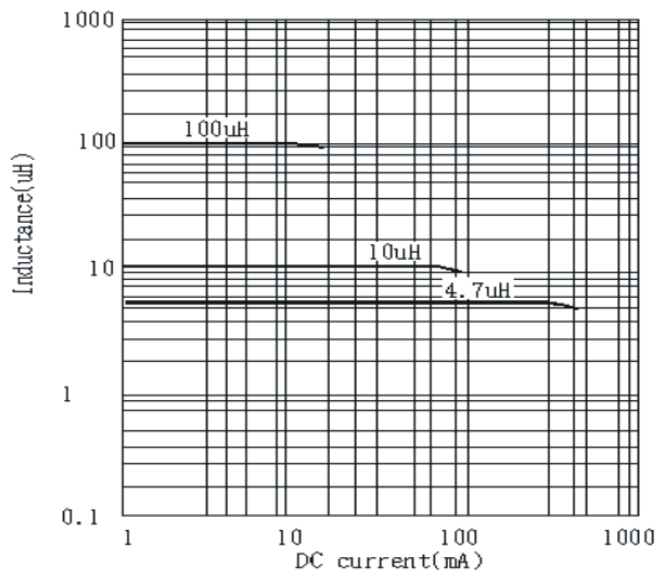
MULTILAYER CHIP INDUCTORS 積層式晶片電感

EBLS series 系列

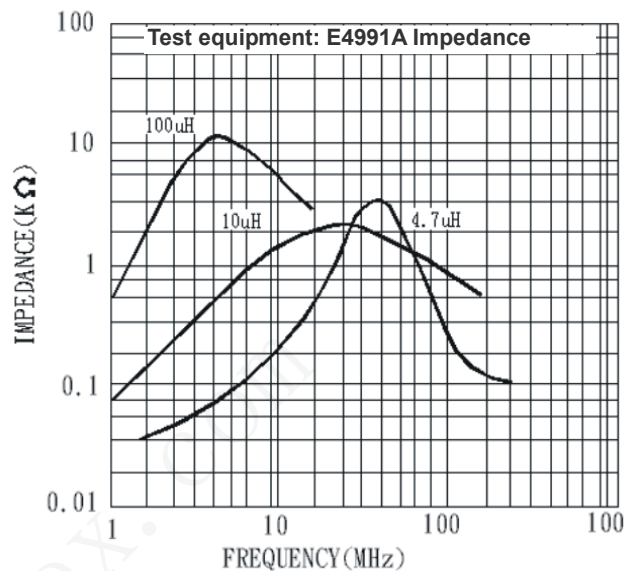
EBLS4532(1812) TYPE 型號

TYPICAL ELECTRICAL CHARACTERISTICS 典型之電氣特性

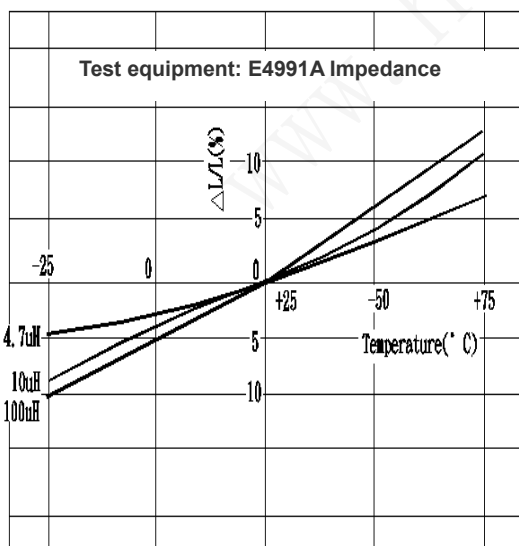
INDUCTANCE vs. DC SUPERPOSITION



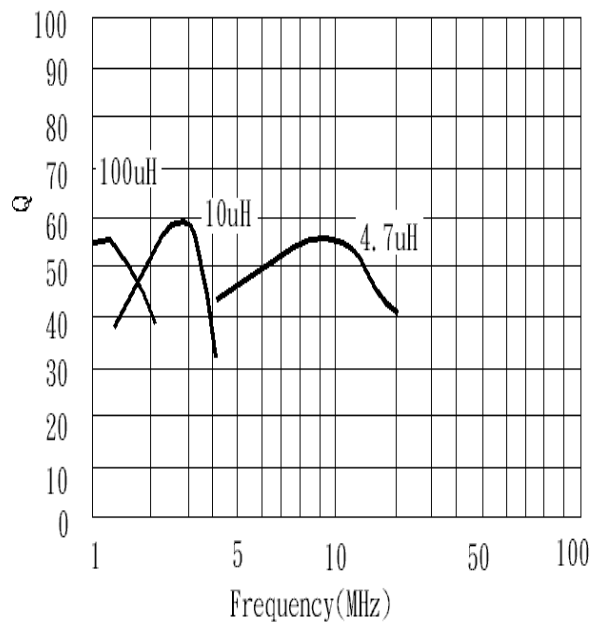
IMPEDANCE vs. FREQUENCY



INDUCTANCE vs. TEMPERATURE



Q vs. FREQUENCY



* HongyeX reserves the rights for revising the content of this catalog without further notification.

宏业兴保留更改此目錄中任何內容之權利，而不再另行通知。